

StyleLite[®]

EGR
DECOR

Ultra Modern, High Quality Finishes for
Residential and Commercial Applications

stylelite.net



MADE FOR NORTH AMERICA



Sleek, elegant and ideal for your residential and commercial projects

StyleLite is perfect for many decorative vertical surface applications including:

- Residential; Cabinetry & Furniture p 5 - 6
- Residential; Closets & Storage p 7 - 8
- Commercial; Retail, Office & Other
Non-Residential; Cabinetry, Fixtures,
Furniture & Walls p 9 -10
- Moisture Prone Environments p 11

Introducing StyleLite

StyleLite is a laminate and panel system offering cabinet, closet and store fixture manufacturers, millworkers, furniture makers and the design industry a contemporary and highly flexible ultra gloss and matte solution that is both luxurious and affordable.

StyleLite delivers a far superior surface finish and appearance compared to high pressure laminate, PET, melamine, paint and RTF and other thinner acrylic laminate.

EGR manufactures StyleLite laminate using our world class **TruColor** co-extrusion technology, then bonds it to various substrates using a super fine layer of high performance waterproof and highly heat resistant polyurethane (PUR) adhesive to produce StyleLite panels which are supplied ready to fabricate.

StyleLite laminates and panels are manufactured to stringent internationally recognized quality standards and are suitable for virtually any residential, retail, commercial, cultural or institutional project where a ripple free, highly durable and easy to maintain contemporary finish is desired.

Arctic TruMatte and
Vintage Mira TruGloss



StyleLite® Superior features and technology

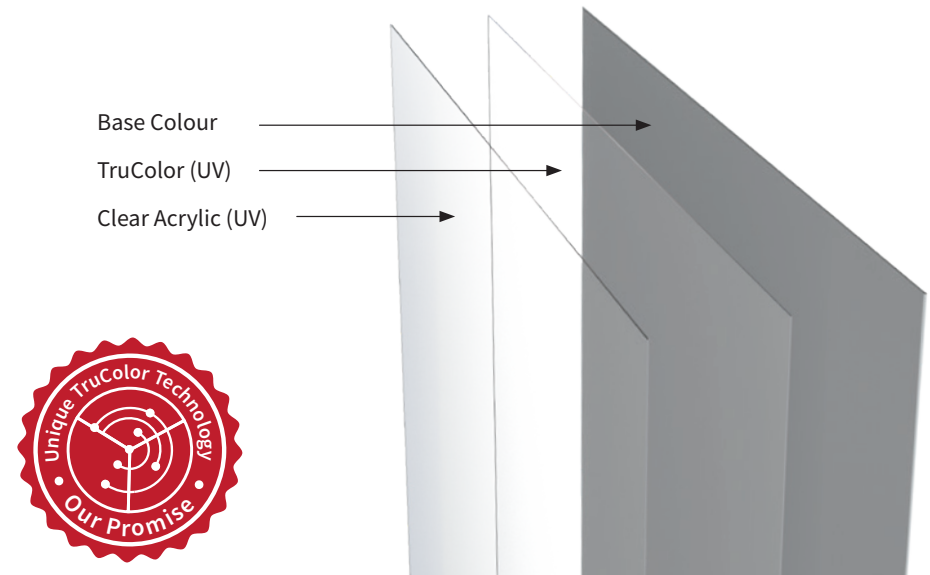
StyleLite's Superior Features

- Ultra high gloss and matte finishes with incredible color consistency, depth, surface flatness
- Diverse range of solid colors, metallics and special patterns
- Identical matching laminates in all colors and finishes
- Color matching edge bands for glue and heat activating edgebanders
- Perfectly balanced panels
- Superior workability including the ability to bend to create seamless edges and tight curves
- High resistance to chipping and cracking
- Panels which will not delaminate around heat producing appliances such as ovens, dishwashers, steamers, ranges, and coffee makers
- Repairable gloss surfaces
- Available in a range of different cores, lengths and thicknesses
- Exceptional UV resistance and color fastness
- High levels of stock in two strategically located US facilities
- 10 Year Indoor Warranty (3 years warranty for commercial)
- Comprehensive network of distributors throughout the US and Canada
- Unrivaled technical support from product experts

Introducing New TruColor Technology

Our latest proprietary co-extrusion technology called **TruColor** is used in the manufacture of StyleLite solid color and metallic finishes.

TruColor incorporates an additional layer of UV enhanced color enriched ABS resulting in a surface finish with exceptional color consistency, depth and flatness combined with advanced color fastness due to improved resistance to the impact of UV rays associated with exposure to the sun and ambient light.



Arctic TruMatte and
Titanium TruGloss



StyleLite® Residential; cabinetry and furniture



Arctic TruMatte and
Vintage Mira TruGloss

StyleLite excels in the home, especially in the kitchen, bathroom and laundry.

Setting the Standard in Residential Cabinetry

In residential cabinetry and furniture applications, StyleLite outclasses the competition. Its thick, optical grade, glass like pristine appearance is highly sought after and is the envy of others.

StyleLite simply excels in the home, especially in the kitchen, bathroom and laundry.

With excellent durability, including the ability to restore its gloss finish if lightly or moderately scratched and unsurpassed resistance to chipping, cracking, flaking and peeling, StyleLite is the preferred choice of many architects, designers, manufacturers and homeowners for contemporary cabinetry and furniture.



Slate TruMatte and
Ash TruGloss



StyleLite® Residential; closets and storage



Arctic TruMatte

StyleLite panels are perfect for closet doors, shelves and dividing and end panels.



Incomparable in Closet Applications

StyleLite panels are perfect for closet doors, shelves and dividing and end panels.

Combining incredible bending properties and long panel lengths (10'), StyleLite can be designed and fabricated to create the most beautiful, sophisticated and striking cabinetry and closet elements including thick seamless panels and shelves.

Our latest addition is our optically flat, pristinely reflective Mirror Panel which many closet manufacturers are incorporating into their projects.

Designed to replace glass mirror, StyleLite Mirror offers a superior alternative due to its lightweight and ease of workability with most standard tools.

StyleLite® Commercial, retail and other related; cabinetry, furniture, fixture options and wall linings.



StyleLite leads the way providing designers and building owners with elegant and practical cabinetry, furniture, fixture options and wall linings.

Exceptional Durability & Finish in Commercial & Retail

In commercial, social and cultural environments such as offices, hotels, multi-family unit projects, museums, sporting facilities and showrooms, StyleLite leads the way providing designers and building owners with elegant and practical cabinetry, furniture, fixture options and wall linings.

Ideal for use in the retail sector, and used by many well known retail brands, StyleLite is a perfect alternative for painted surfaces, TFL

and other inferior solid core and high pressure laminates.

StyleLite provides designers and fabricators with a vastly superior finish as well as excellent resistance to chipping, cracking, peeling and flaking.


The vastly superior workability of StyleLite in the shop results in far less rework and considerably greater flexibility in designing special aesthetic features.



fixtures, furniture and wall panels



Arctic TruGloss and
Wired Mercury Velvet



StyleLite® Moisture prone environments



Alabaster Carcass

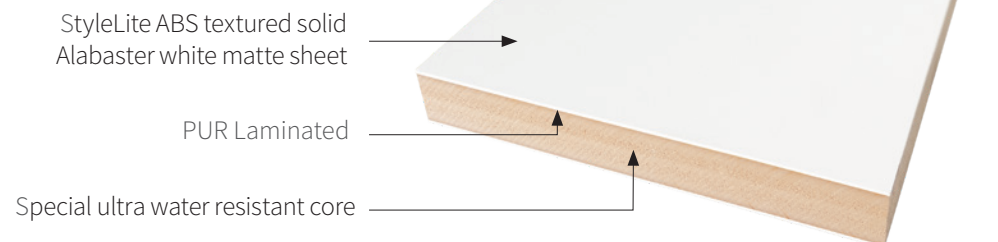
MPP Superior Features

- Ideal for residential, commercial and institutional applications
- Excellent resistance to moisture
- Lightweight
- Easy to fabricate
- Thermoformable*
- Compatible with standard hardware
- Highly durable with excellent scuff and scratch resistance
- For interior and under cover exterior use*
- Edge with standard edge band procedures*

* Refer to EGR's technical specialists for further information and advice.

Excellent Resistance to Moisture

StyleLite Multipurpose Carcass Panels (MPP) are designed to provide a highly durable panel ideal for many uses including cabinetry and drawer boxes, carcasses, shelving and fixtures in interior and covered exterior environments especially where extreme moisture is prevalent.



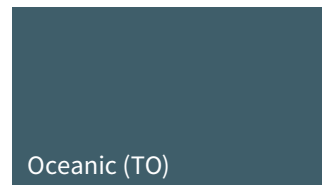
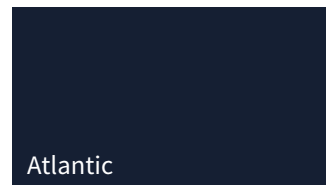



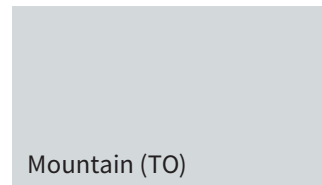




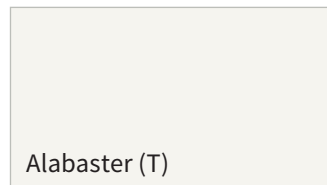



StyleLite® Color / finish matrix



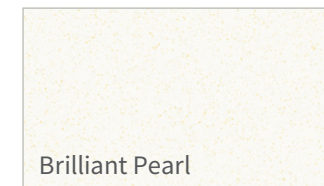

Finish	TruGloss	TruMatte	Velvet
Sheen Level	Above 90%	6%	20%
Sheen Description	Ultra high gloss	Super Matte / Soft Touch	Silk / Low Sheen / Satin
Number of StyleLite Colors	27	12	8
Colors by Finish	Arctic	Arctic	Tierra Elm
	Alabaster	Alabaster	Sienna Teak
	Sand	Ash	Riga Birch
	Mocha	Dove	Lavato Oak
	Ash	Slate	Wired Mercury
	Dove	Charcoal	Calacatta Marble
	Slate	Carbon	Travertine Crosscut
	Charcoal	Graphite	Travertine Veincut
	Carbon	Shell	
	Atlantic	Mountain	
	Ruby	Rainforest	
	Silver	Oceanic	
	Champagne		
	Graphite		
	Brilliant Pearl		
	Tierra Elm		
	Sienna Teak		
	Riga Birch		
	Lavato Oak		
	Titanium		
	Pewter		
	Wired Mercury		
	Wired Zinc		
	Misty Mira		
	Vintage Mira		
	Calacatta Marble		
	Mirror		

StyleLite® Extensive range of colors, patterns and finishes

Solid Colors




Metallics



The colors shown are depictions only and are likely to vary from actual colors. Color selection should be made based on viewing physical StyleLite samples.

Mirror



All colors come standard in a TruGloss finish.

(T) This color is also available in TruMatte, our super flat finish.





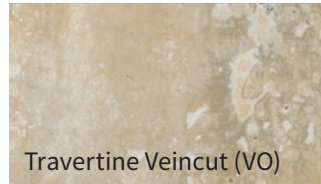
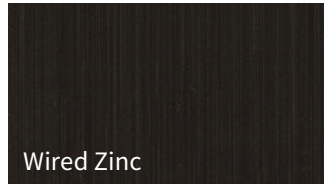
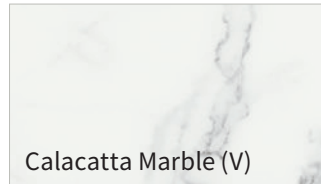



(TO) This color only available in TruMatte, our super flat finish.

(V) This color is also available in Velvet (matte) finish.

(VO) This color is only available in Velvet (matte) finish.

All grains run parallel with the long axis of the StyleLite sheet or panel.

Decor Fusion Special Patterns



Availability

StyleLite panels, matching edge tape and StyleLite laminate are available from selected specialist distributors throughout North America.

Panel Sizes

High Moisture Resistant MDF Core

- Nominal 3/4" (18mm) 4' x 8' (all colors)
- Nominal 3/4" (18mm) 4' x 10' (many colors)

Standard MDF Core

- Nominal 1/4" (6.5mm) 4' x 8' (metric) (many colors)

Extreme Moisture Resistant MPP Core

- Nominal 3/4" (18mm) 4' x 8' (Alabaster Matte only)

StyleLite Edge Tape

A near seamless appearance can be achieved using StyleLite high quality color matched edge tape, which is available for use with glue and heat activating edgebanders. Many other contrasting and dual color tapes can be used to achieve a sophisticated and contemporary style.

StyleLite Laminate (SHAB)

StyleLite 0.8mm to 2.0mm thick laminate (SHAB) is also available to complement and contrast StyleLite panels.

Due to its inherent flexibility and the thermoforming characteristics of StyleLite laminate, creating tantalizing curves, seamless corners and edges and many other special design elements are limited only by imagination.

StyleLite® Panel Properties & Performance

Properties	TruGloss	TruMatte	Velvet
Gloss Level	> 90%	6%	20%
Mass (Nom. ¾" MDF)	2.8 lbs/sf or 91 lbs/4'x8' panel or 113 lbs/4x10' panel		
Mass (Nom. ¼" MDF)	1.1 lbs/sf or 36 lbs/4'x8' panel		
Mass (Nom. ¾" MPP Carcass)	2.2 lbs/sf or 72 lbs/4'x8' panel		
Surface Hardness (Post Cure)	4H	6-7H	5H
Heat Distortion Temperature	185°F		
Service Temperature	158°F		
Stain Resistance	No Effect		
Steam Resistance	No change after 30 minutes		
Dry Heat Resistance	No loss of gloss or color change		
Strength of PUR Lamination Bond	100% Fiber Split		
Panel Backer	2S - Equivalent StyleLite Laminate; 1S - Thick ABS Laminate		
StyleLite Laminate Thickness	1.0mm – 2.0mm	0.8mm	1mm

Caring for Our Environment

StyleLite offers significant environmental advantages compared with other contemporary panel and laminate products.

Unlike other potentially environmentally harmful processes such as spray painting, no Volatile Organic Compounds (VOCs) are produced or released in the manufacturing or use of StyleLite.

None of the color pigments used in StyleLite contains heavy metals, such as lead or cadmium. StyleLite laminate is also recyclable – making it the best high gloss and matte choice for modern eco-friendly interiors.

The MDF cores used in the manufacture of StyleLite laminated panels are eco-friendly and safe complying with one or more of CARB P2, TSCA Title VI, E0 and ULEF standards for formaldehyde emissions.



Tierra Elm Velvet

PROUDLY DISTRIBUTED BY:

EGR Building Products

📍 2041 S Lynx Place, Safari Business Center
Ontario, CA 91761, USA

📍 1255 Hill Avenue,
Mangonia Park, FL 33407, USA

🌐 www.stylelite.net

✉ info@stylelite.net @stylelite_nthamerica

📞 +1 (909) 744 4977 West Coast • Midwest • Southern USA
+1 (909) 732 0313 East Coast USA • Canada • Caribbean

StyleLite®



**EGR
DECOR**



MADE FOR NORTH AMERICA