



**Engineering progress
Enhancing lives**

Touch the forest guilt free

Inspired by the forest, RAUVISIO terra
engineered wood delivers all-round durability.

na.rehau.com/terra



RAUVISIO terra™ soft, textured HPL surface weaves the softness of the forest floor with the resilience of an ancient tree. Regardless of the season, this deeply textured surface delivers all-round durability with an authentic wood look and feel. Climb that higher branch to nurture your full breath of creativity.

Features & benefits

- Soft touch finish
- Deeply textured wood look and feel
- Impact, chip, fingerprint and scratch resistant
- No painting or staining required
- Resistance to deterioration
- Double-sided finished panel or cabinet door
- Matching floating shelves





Bask in the might of a new sun. Splendid rays of warm morning light invite the promise of afternoon picnics, evening drinks on the lake surrounded by the gentle dance of fireflies. This sultry collection not only captures the recreational spirit of the great outdoors, but also creates a warm palette for interiors that allow you to mirror the diverse and wondrous colors of nature.





Lakefront Elm 2633L
formerly 4539

East Elm 4548



Mountain Oak 2636L
formerly 4512





Nurture a well-established taste. Integral to the maturity of any design, this collection is our richest in color and profundity. These color pillars have continued to inspire luxurious designs from lands outstretched far and wide. From the exotic to the avant-garde, they are revered in design circles for their authenticity, simplicity and elegance.






West Highland White 0028

Coastal Oak 4543



Mission Maple 2635L
formerly 4520



Harvest Walnut 4604



Frolic in fields of unending fervor. Warm neutral tints of foliage sway gently through the breeze as sundown approaches, creating an aura of romantic whimsy and cozy delight. Proven to withstand the test of time, these classic neutral tones have outlived the most transient surface trends and continue to link decorative elements from all color families.



Craft Elm 2629L
formerly 4538



Vineyard Oak 2640L
formerly 4526



Saw-cut Sand 4533

Riverfront Elm 4528





Ground yourself in starry nights surrounded by the glow of a campfire with your favorite blanket. Much like the roasted marshmallows and darkened coals of the hearth, this smoky collection will bring rich earthy aesthetics into your living space. These graphite and pewter tones envelop you with natural beauty and allow your designs to glisten in enchanting ways, worthy of storytelling.





Northern Oak 2637L
formerly 4574

Whiskey Oak 4511



Loft Oak 2634L
formerly 4517



Dusk Pine 4513

RAUVISIO terra technical information

RAUVISIO terra soft, textured HPL surface brings the wonder of the outdoors in with double-sided, seamless boards that stand the test of time. The engineered surface provides superior impact- and chip-resistance compared to TFL and melamine and is even more durable than real wood. RAUVISIO terra is offered as laminates, boards and edgeband or fabricated panels and cabinet doors with perfectly matched REHAU LaserEdge™. Fabricated components are supplied with an MDF or particle board core, laid up with PVA glue for a refined finish. From daybreak to twilight, immerse yourself in the changing colors of the forest.

Profile specifications

| | |
|-------------------------|--|
| Appearance | Natural wood |
| Door style | Slab, siena and shaker |
| Design style | Modern, transitional |
| Construction | PVA laminated face and back, REHAU LaserEdge |
| Shaker stiles and rails | 3 in (76.2 mm), custom widths also available |
| Siena stiles | 3 in (76.2 mm) |
| Face material | Deep embossed HPL, multiple colors |
| Back material | Deep embossed HPL, matching color |
| Edgeband | REHAU LaserEdge, matching color |
| Core | MDF or particle board |
| Grain direction | Choose vertical or horizontal |
| Board thickness | 3/4 in (19mm) |

Cabinet door size parameters

| | |
|----------------|--|
| Minimum slab | 3 x 5 in (76.2 x 127 mm) |
| Maximum slab | 50 x 119 in (1270 x 3022.6 mm) |
| Minimum shaker | 8-7/8 in W x 11 in H (225.4 mm W x 279.4 mm H) |
| Maximum shaker | 30 in W x 65 in H (762 mm W x 1651 mm H) |
| Minimum siena | 11 in W x 6 in H (152.4 mm W x 279.4 mm H) |
| Minimum siena | 50 in W x 60 in H (1270 mm W x 1524 mm H) |


Edgebanding profile

| | |
|-----------------|-------------------------|
| Top edge | 1.0 mm radius |
| Bottom edge | 1.0 mm radius |
| Edgeband finish | Textured, color matched |


Accessory products

| | |
|--------------------------|---------------------------------------|
| 1/4 in. thick components | Cut-to-size with raw edges |
| Integrated handle | 1 17/64 and 5/64 in (32 and 2 mm) |
| Floating shelves | 22 to 96 in (558.8 to 2438.4 mm) wide |

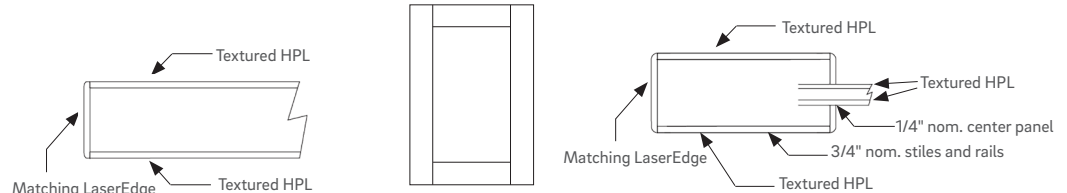
Siena profile



Slab profile



Shaker profile



Board specifications

RAUVISIO terra is laminated to a high-quality, engineered MDF or particle board core that is CARB2, TSCA Title VI certified and NAF (non-added formaldehyde) exempt. The face and the back are identical, and with the consistent substrate, warpage is virtually eliminated.

Edgeband specifications

All components are edgebanded with REHAU LaserEdge, which is extremely heat and moisture resistant and results in a board that looks like a solid piece of wood.

Cleaning and care

Clean with a damp microfiber cloth and mild soap if needed. RAUVISIO terra is resistant to most chemicals and solvent-based cleaners, but harsh chemicals should be avoided. Do not use brushes or scouring pads. REHAU is not responsible for any damage done by abrasive cleaning products or procedures.

Protective coat

There is no protective peel coat on RAUVISIO terra products.



**Extremely
durable
surface**

Climb that higher branch
to nurture your full breath
of creativity.

Request a sample:
na.rehau.com/terra

Customer Service Contacts

Hours Monday to Friday, 8 am to 6:30 pm EST

Email orders.us@rehau.com

www.na.rehau.com/cabinetdoors

United States

Phone (888) 734-2810 Fax (616) 285-7622

Canada

Phone (888) 905-0345 Fax (514) 905-0490

For updates to publication, visit na.rehau.com/resourcecenter

The information contained herein is believed to be reliable, but no representations, guarantees or warranties of any kind are made as to its accuracy, suitability for particular applications or the results to be obtained therefrom. Before using, the user will determine suitability of the information for user's intended use and shall assume all risk and liability in connection therewith.

© 2023 REHAU

100.755 en 02.2023